Australian Government

National Skills Commission

Recruitment trends and employers' needs: Regional Snapshot update

North Western Melbourne, April 2022

Release date: 8 June 2022

This snapshot provides information about trends in employers' recruitment experiences and future staffing outlook. Information on this page is sourced from online job advertisements. The Internet Vacancy Index (IVI) uses a unique geographical approach. For this Employment Region, the Melbourne IVI Region has been used. Burning Glass data are based on the Greater Melbourne capital city area.

Internet vacancies, headline figures, Melbourne IVI Region, April 2022

Job advertisement count	Change over the month	Change since Mar-20
66,570	↑ 4.5%	↑ 169.0%
seasonally adjusted count	(or 2,850 job advertisements)	(or 41,820 job advertisements)

Number of online job advertisements over the ten years to April 2022

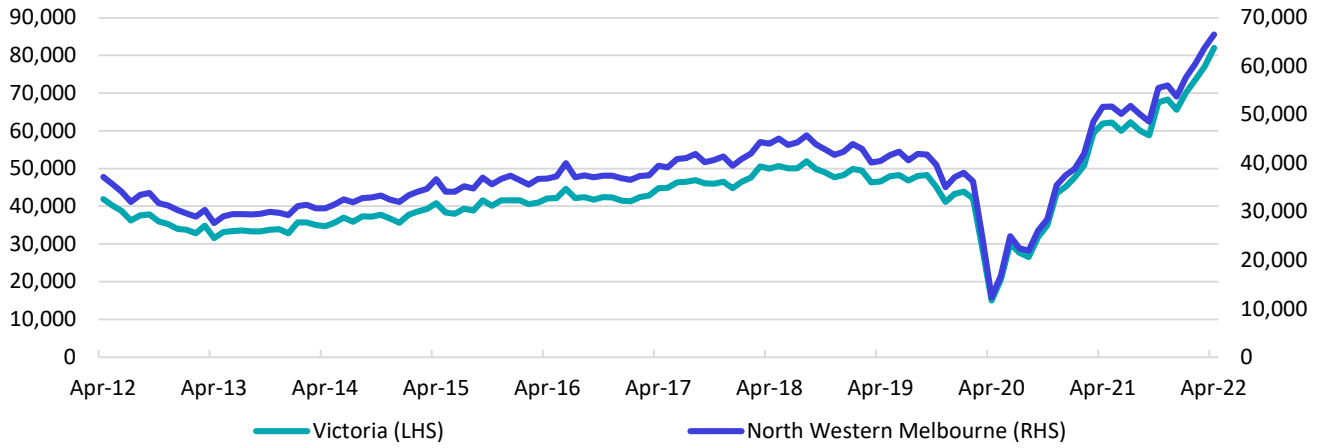

Source: National Skills Commission (NSC), Internet Vacancy Index, seasonally adjusted data, Melbourne IVI Region, Apr-2022

Top 10 occupations recruited for

Number of job ads online

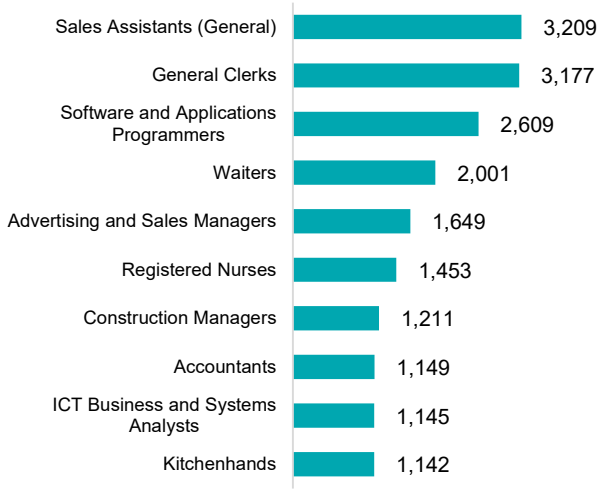

Source: NSC, Internet Vacancy Index, three month averages, Melbourne IVI Region, Apr-2022

Top 10 skills in demand*

Proportion of job ads

Source: Burning Glass Technologies, Jan-22 to Apr-22

*Burning Glass Technologies data is the source for skills in demand as it provides detailed text descriptions used in job vacancies. The NSC Internet Vacancy Index and Burning Glass data are not directly comparable. The top 10 skills are baseline skills and exclude specialised skills. Proportions are calculated as a share of job ads which mention baseline skills. Some skills may have similar names but have different definitions in the Burning Glass skills taxonomy.

Insights from the Recruitment Experiences and Outlook Survey

North Western Melbourne

Information on this page is based on the Recruitment Experiences and Outlook Survey, which is an ongoing survey of employers across Australia run by the NSC. The survey collects insights on a range of topics, including recruitment activity, recruitment difficulty and employers' future staffing expectations. Data are for the year to April 2022, unless otherwise indicated.

Recruitment activity and experiences

In North Western Melbourne, there were 124 responding employers between May 2021 and April 2022, of whom 40% were recruiting. Of these recruiting businesses, 32% had difficulty recruiting. By comparison, 40% of employers were recruiting in Greater Melbourne over the same period, of whom 53% had difficulty recruiting.

Employers in North Western Melbourne were most likely to report the following reasons for recruitment difficulty:

- Lack of applicants
- Lack of suitable applicants
- Undesirable working conditions/hours
- Location, eg remote or regional.

A chart showing reasons for recruitment for North Western Melbourne and Greater Melbourne is included to the right.

Reasons for recruitment

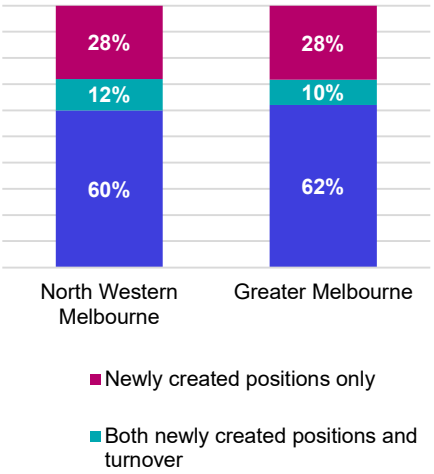

Note: employers can select multiple reasons for recruitment difficulty.

Staffing outlook for coming months

proportion of employers

Employers' staffing expectations

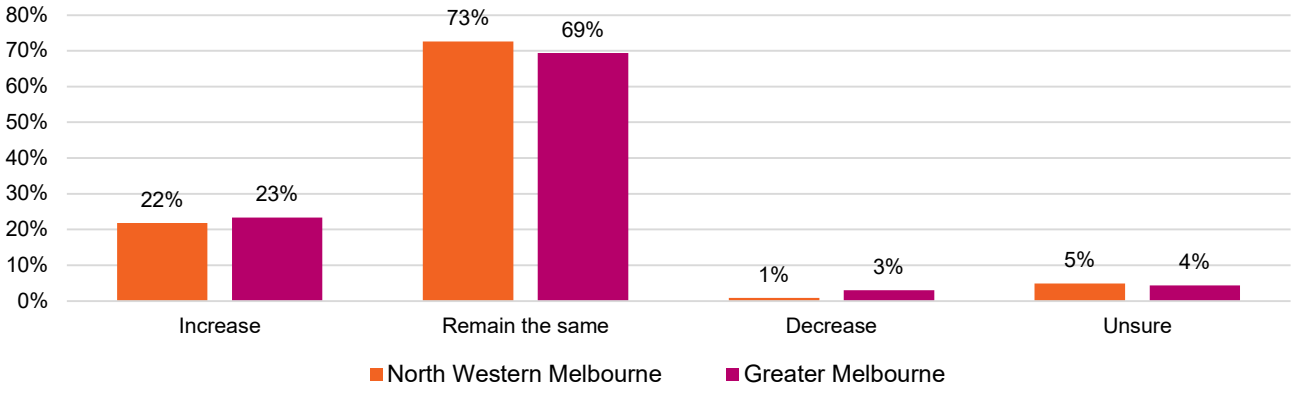

Recruitment methods

proportion of employers who are recruiting

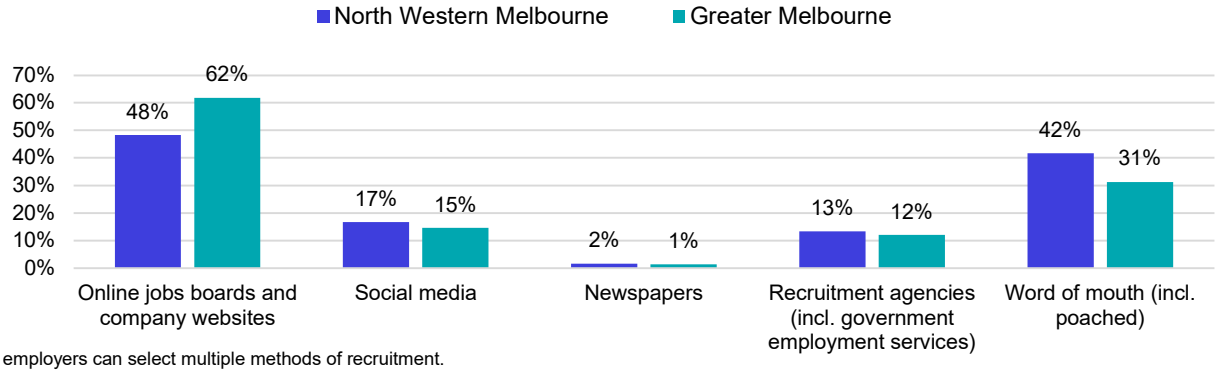

Note: employers can select multiple methods of recruitment.

Due to small sample sizes for regional data, caution should be exercised interpreting these results. Unweighted data are used for North Western Melbourne, while weighted data are used for Greater Melbourne. Number of responses for each item varies depending on whether employers recruited or not. Reasons for recruitment difficulty data are only available for employers who have completed recruitment.